



ITT

Interconnect Solutions

VEAM PowerLock Box



Engineered for life

PowerLock Sequential Connecting Box

Features & Benefits

Following the highly successful ITT Veam 'NRG Box', the new 'PowerLock Box' offers an economical option with many of the same functions contained within a fascia profile that is reduced by 50%.

For use in low voltage networks (1500 volt DC), and capable of handling a continuous current of up to 660 amps, the PowerLock Box, with patented sequential connecting system, comes in a 19" x 2U rack mounting format that guarantees the correct sequence of connecting and disconnecting a set of PowerLock connectors (Ground, Neutral, Line 1, Line 2 & Line 3) is followed.




- Connect with standard 'Powerlock' connectors
- Sequential connecting ensures Ground/Earth is connected first
- 400 amp & 660 amp continuous current options
- Source and Drain (Power out or Power in) options
- Environmentally sealed to IP65
- All ports 'keyed' to prevent incorrect connection
- Sealed Security lid optional
- IP2X Finger protected
- Lock to prevent interference
- Colour coded to suit European, North American, and Australian 3 phase standards

Operation of the PowerLock Box

Each connector port has an M12 threaded post with nut and spring washer on the rear for the fixed cabling of the PowerLock Box. In addition there is a 2 pole connector on the rear of the box, connected to a micro-switch that is activated once all cable connectors are inserted into PowerLock Box. The box is then operated as follows:

- For a box fitted with a sealed lid, first unlock the lid using the key provided, for the un-lidded go straight to the next step
- Insert the Ground/Earth connector into the green port on the left and turn 45° to the right to lock
- Insert in sequence, from left to right, the Neutral followed by the 3 phases
- Once the Line 3 connector is in place, using the key provided, lock the box as indicated on the front panel
- The box is now connected and ready to be powered up

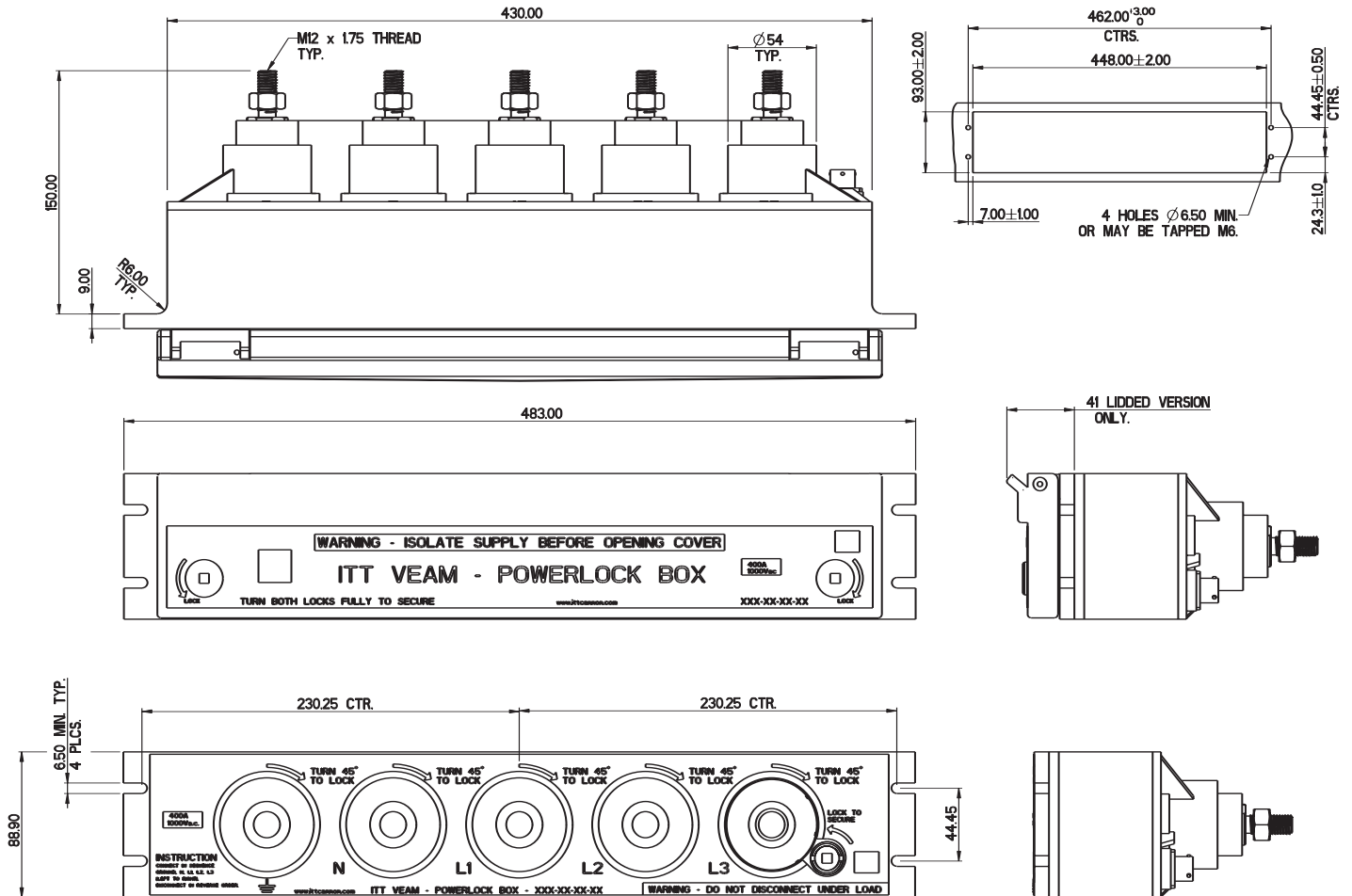
Never attempt to uncouple the connectors whilst under load.



PowerLock Sequential Connecting Box

Technical overview

The PowerLock Box is designed for use in high current applications and offers many safety and security benefits when compared with a set of individual connectors.

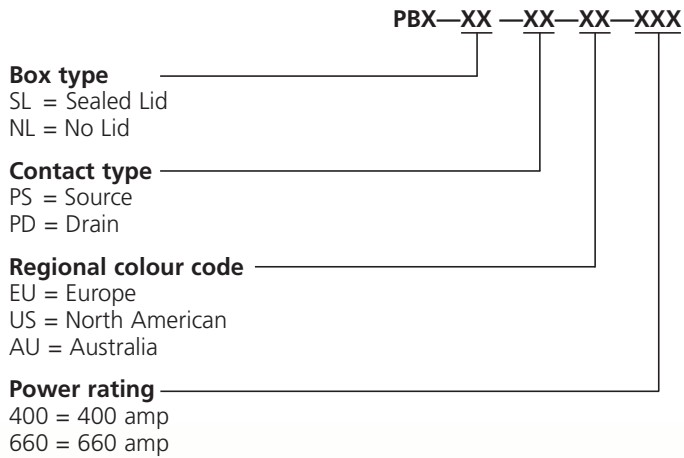


Performance

Current rating	400 amp or 660 amp continuous
Voltage rating	1000V AC / 1500V DC
Contact material	Brass (400 amp) or high conductivity Copper (660 amp), silver plated
Housing material	High temperature thermoplastic
Endurance	500 connection cycles
Environmental protection	Un-lidded version IP65 when connectors are fitted Lidded version IP65 with lid locked or when connectors are fitted
Electrical protection	IP2X (finger safe)
Flammability rating	UL94-V0
Operating temperature	-30°C to +85°C
Colour coding	European, North American & Australian 3 phase colour coding
RoHS & WEEE	Compliant
Safety notice	The PowerLock Box should only be installed and operated by suitably qualified persons

PowerLock Sequential Connecting Box

Ordering information



Example

A 660 amp box with a sealed lid and Drain contacts with European colour coding is:

PBX-SL-PD-EU-660



Powerlock connectors available in colours to suit regional colour coding systems. With Crimp or Set-Screw contacts to suit copper and aluminium cables up to 300mm².

Snaplock 250 amp connectors available with either crimp or set screw contacts are smaller and suitable for lower current applications.



NRG Box (4U high) and PowerLock Box (2U high)

For more information on the range of PowerLock connectors and accessories, see our catalogue at www.ittcannon.com or call your nearest ITT Interconnect Solutions office

PowerLock Sequential Connecting Box

Applications – Why use the PowerLock Box?

Whenever you need to link a generator into a low voltage network, the PowerLock Box offers a safe and convenient system, indoors or outdoors, there is a PowerLock Box to suit your needs. All Powerlock devices are 'keyed' to eliminate the possibility of connecting with the wrong line.

When all connectors are correctly fitted to the PowerLock Box, the unit can be locked to prevent unauthorised disconnection. This lock also activates a micro-switch that is connected to a 2 pin connector on the back of the unit that can be connected to a circuit breaker or alarm circuit for additional safety.

- ▶ **Keep running during planned power outages**
- ▶ **Bring in a generator during an emergency, connect to the PowerLock Box and you are quickly up and running again**
- ▶ **Typical uses include**
 - Mobile Generators
 - Outdoor events
 - Welding equipment
 - Residential estates
 - Dockside/Riverside power plant
 - Theatres
 - Theme park rides
 - Factories & Shops
 - Hospitals
 - Hotels & Offices
 - Apartment blocks
 - Alternative energy installations
 - Holiday complexes
- ▶ **When ever you need a flexible source of low voltage power, with a PowerLock Box installed, you have a safe and secure connection point.**



The ITT Veam NRG box was introduced in 1999 and has been successfully deployed in installations throughout the world. Now the PowerLock Box builds on that experience with a more compact unit.





ITT

Customer Support Locations

CHINA

Tuopandun Industrial Area, Jinda Cheng,
Xiner Village, Shajing Town,
Baoan District, Shenzhen City,
Guangdong, China 518125
phone: +86.755.2726.7238
fax: +86.755.2726.7515

GERMANY

Cannonstrasse 1
Weinstadt, 71384
phone: +49.7151.699.0
fax: +49.7151.699.217

FRANCE

15, Boulevard Robert Thiboust
Serris, France 77700
phone: +33.1.60.04.93.93
fax: +33.1.60.04.93.90

HONG KONG

Units 2405-6, 24/F, ING Tower
308 Des Voeux Road
Central Hong Kong
phone: +852.2732.2720
fax: +852.2732.2919

ITALY

Corso Europa 41/43
Lainate (MI), Italy 20020
phone: +39.02938721
fax: +39.0293872300

JAPAN

11-3, 5 Chome, Hibarigaoka, Zama-shi
Kanagawa, Japan 228-0003
phone: +81.462.57.2010
fax: +81.462.57.1680

UK

Jays Close, Viables Estate
Basingstoke, RG22 4BA
phone: +44.1256.311200
fax: +44.1256.323356

USA

100 New Wood Road
Watertown, CT 06795
phone: +1.860.274.9681
fax: +1.860.274.4963